


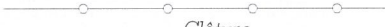



NUMERO	E	N
5	166886.07	157700.50
6	166866.38	157685.38
30	166892.70	157646.34
84	166888.72	157652.26
85	166907.94	157667.50
86	166897.23	157658.10
87	166908.04	157702.49
88	166896.21	157659.46
91	166876.28	157670.97
94	166896.90	157684.15

-  Nouvelle borne
-  Borne existante
-  Point limite non matérialisé

 Clôture

 Limite proposée

